

A2 Hosting Setup Instructions Updated 4-30-17

Hosting Instruction Setup for A2:

To set up your hosting, there are just a few steps that should take a total of less than 5 minutes.

As you go through these steps, you may notice the A2 Hosting website doesn't exactly match the screenshots in this document. These screenshots are from the site as of 6-15-16, and may have been redesigned since. If you have questions, call/email us at 866.412.2648 or mike@moxiemenc.com

The first step is to purchase your hosting.




Go to: <http://www.a2hosting.com/4772.html> by clicking this link or by clicking on any image in this document:

One the first page, click on 'Shared Hosting' at the top on the left:



In full disclosure, this is an affiliate link.

On the next page, click on the orange link at the bottom under either 'Swift' or 'Turbo'. The 'Swift' option is adequate for most sites; however if you are operating a high traffic, content heavy site you may want to choose 'Turbo'. If you have questions, feel free to reach Mike at 866.412.2648:

LITE	SWIFT	TURBO
Starting at \$3.92 monthly was \$7.99	Starting at \$4.90 monthly was \$9.99	Starting at \$9.31 monthly was \$18.99
Great start for a single site.	Unlimited sites and resources.	Our fastest service yet.
<ul style="list-style-type: none">✓ 1 Website✓ 5 Databases✓ Unlimited Storage✓ Unlimited Transfer✓ Free SSD✓ Turbo Not Included✓ Anytime Money Back Guarantee	<ul style="list-style-type: none">✓ Unlimited Websites✓ Unlimited Databases✓ Unlimited Storage✓ Unlimited Transfer✓ Free SSD✓ Turbo Not Included✓ Anytime Money Back Guarantee	<ul style="list-style-type: none">✓ Unlimited Websites✓ Unlimited Databases✓ Unlimited Storage✓ Unlimited Transfer✓ Free SSD✓ Turbo (Up To 20X Faster)✓ A2 Site Accelerator✓ Anytime Money Back Guarantee
Use code: FLEET51	Use code: FLEET51	Use code: FLEET51
 GET LITE	 GET SWIFT	 GET TURBO



On the next page, scroll down the page and click on the checkbox for 'I will use my existing domain and update my nameservers'. Then enter your domain name in the fields below. Then click 'use'.

HOSTING	VPS HOSTING	RESELLER HOSTING	CLOUD HOSTING	DEDICATED HOSTING	SO
Knowledgebase	Blog	Network Issues	Contact Us	Acco	

Choose a Domain...

The coupon **flash51** has been applied to your order!

The discount will be calculated at checkout, so **continue** to your cart summary to see the discounted total.

☐ Register a new domain

☐ Transfer your domain from another registrar

☒ I will use my existing domain and update my nameservers

www.

Use

☐ Use a subdomain from A2 Hosting

On the next page, select your billing cycle and configurable options. Most of the options are a matter of preference, however there are two that need to be selected in order for us to proceed.

- 1) 'Dedicated IP' needs to be selected;
- 2) 'SSL Certificate*' must be selected.

*SSL is a security function that can be purchased as an add-on, and is a MoxieMen requirement.

Once all options and billing cycle has been selected, click the orange 'Continue' button on the right.

Dedicated IP

☒ Recommended for SSL Certificates (HTTPS) - Price per Month: \$4.00 USD

Turbo Boost

☐ None

☒ Turbo Web Hosting (Up to 20X Faster) \$9.00 USD

Priority Support

☒ No

☐ Yes \$19.99 USD

DropMySite Offsite Backups

No Backup

Server Location

☒ USA (Michigan)

☐ Europe (Amsterdam)

☐ Asia (Singapore)

Performance Plus

☒ No

☐ Yes, Double CPU Cores, Add 1 GB RAM \$3.00 USD

Barracuda Spam Firewall

None

SSL Certificate

☐ None

☒ GlobalSign OneClick Alpha SSL (Requires working domain) (per Year) \$2.08 USD

Railgun

None


additional options

Order Summary

An Error Occurred. Please Try Again.

Continue ➔

Money Back Guarantee



You're going to love our service! Remember, we do offer a **Hassle-Free Money Back Guarantee**. That means no contracts and you can cancel at any time.

On the following page, fill out the checkout information and complete your purchase as you normally would. You will create a password in this stage. A strong password is recommended for security reasons – this website is helpful: passwordsgenerator.net

STEP 2 :

In the event that you are a MoxieMen client, you will need to send your information along to us so we can handle our end of things. Once you've successfully purchased hosting, you will receive a few emails containing nameserver & FTP information. Simply forward those emails to mike@moxiemeninc.com. I will also need the password you created when you signed up.

That's it!